

ADJUSTABLE HD GAUGE MOUNT

PRODUCT GUIDE

TO BEGIN INSTALLATION...

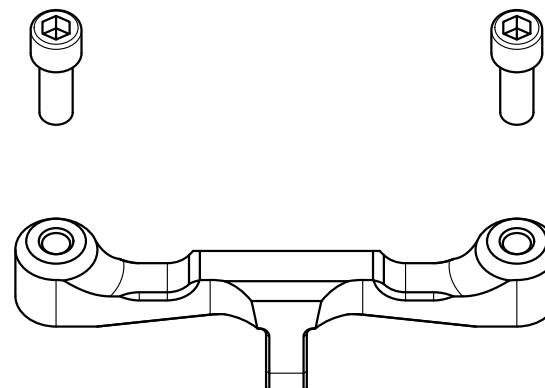
- Insert and position the Adjustable HD Mount in a suitable place, to your preferred Riser Mount

NOTE: *This mount can be used with multiple Kraus Instrument Accessories.*

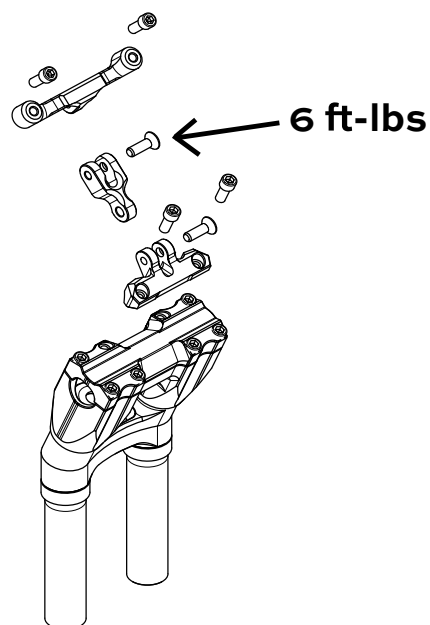
- Once in a suitable position, tighten mounting bolt
Torque to 6 ft-lbs (8 N-m)

- Install OEM or Aftermarket Gauge Bracket
Torque to 11 ft-lbs (15 N-m)

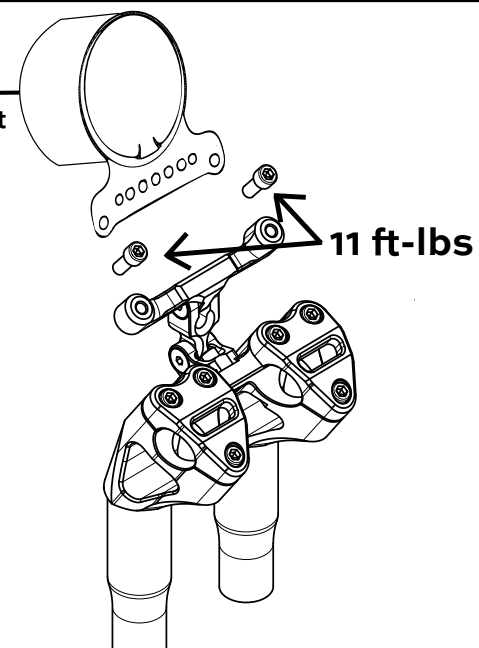
NOTE: *View the Compatibility Page for any questions or concerns regarding fitment.*



(Other items shown are sold separately)



OEM or Aftermarket
Gauge Bracket
4.25" Wide Bolt to Bolt



COMPATABILITY / FITMENT REFERENCE PAGE

